

 **LEXUS**
EXPERIENCE AMAZING

ES

ES300h

ES

 **LEXUS**
EXPERIENCE AMAZING



 **LEXUS**

lexusindia.co.in
Lexus Owner's Desk, 24/7
1800 300 53987[1800 300 LEXUS]




<i>ES</i>	»»	<i>P4</i>
<i>ES CONCEPT</i>	»»	<i>P19</i>
<i>DESIGN</i>	»»	<i>P23</i>
<i>PERFORMANCE</i>	»»	<i>P27</i>
<i>FEATURES</i>	»»	<i>P33</i>
<i>SAFETY</i>	»»	<i>P39</i>
<i>COLOURS</i>	»»	<i>P42</i>
<i>SPECIFICATIONS</i>	»»	<i>P50</i>
<i>TAKUMI</i>	»»	<i>P52</i>
<i>ENVIRONMENT</i>	»»	<i>P54</i>

*Beyond the ups and downs on this journey to success,
lies a path that makes it all worth the effort.*





A different class of beauty. An allure that is so intriguing, it catches your eye every time you see it, causing you to pause, gaze and linger.







*A personal space where you can be relaxed
in your own world with a comfort that'll
envelop your every sense.*



Success isn't about where you come from. It's about where you're going. Whether it is cruising familiar paths or exploring unknown territories, the Lexus ES will effortlessly take you there.

*The route to success is full of adventures.
With the Lexus ES, you will look forward to
experiencing each one of them.*





Discover the story of

LEXUS

ES



SEE WHERE SUCCESS TAKES YOU



ES concept

What happens after you've accomplished goals you'd set for yourself? Where do you go from there? Will you just kick back your feet and relax? Or will you buckle up and get ready to conquer more?

The insatiable appetite for success is what drives you. It's what propels you to do greater deeds. Feats that surpass your own expectations. And in that never-ending quest to excel in your goals, you'll want to be bold in your pursuits, and determined in your approach.

When we first designed the Lexus ES, we didn't just build a car. We engineered this resolve in every part of its being. We crafted a machine tuned to your ambitions.

So step into the all-new Lexus ES and discover what lies beyond.





THE LOOK OF SUCCESS

Design

A graceful luxury sedan with a striking profile, the Lexus ES is a refined expression of Lexus design language; aimed to induce intrigue the first moment you see it, then to indulge in unparalleled comfort once you take the wheel.

From the shapely contours, to its signature spindle grille, the ES boasts a body that blends elegance with a bold stance. Coupled with a long wheelbase, it shapes the ES with a smooth silhouette that heightens its flawless appeal.

Luxury is also seen in its eye-catching LED headlamps and the moon roof.

The ES's eye for detail and uncompromising take on quality extends to the interior as well. The seats are crafted with exquisitely stitched leather to suit your discerning taste. Customisable colour schemes have also been introduced to give the cabin a touch of luxe, conveying a refined look of success.

EXTERIOR

A perfect blend of elegance and boldness.



Signature L-shaped combination lamps



Elegant and sleek body



LED headlamps and daytime running lamps



Innovative outer mirror

INTERIOR

Uncompromising quality reflected by intricate and exquisite details.



Modern LED analog clock



Finely crafted leather dashboard



Intuitive Remote Touch Interface (RTI)



Refined wood and leather steering wheel



TAKE CONTROL

Performance

An elegantly crafted masterpiece, the ES is capable to hit the road with speed, yet retains its smooth, alluring drive.

The stability of the ES is inspired by its high-tensile steel body structure. Coupled with optimised MacPherson strut suspension, it allows drivers to engage in agile lane

changing, with the confidence to drive effortlessly across various terrains.

The ES Hybrid 2.5-litre engine delivers a perfect balance of performance and fuel efficiency. Along with its aerodynamic chassis, it provides a quiet and comforting ride, every time you drive.



01 / Chassis

The highly-rigid body structure of the ES enhances the basics of dynamic performance, including excellent straight-line stability, agile lane changing and ride comfort. Extensive use of high-tensile steel helps to optimise strength while keeping weight to a minimum. The high integrity cabin with front and rear crumple zones also contributes to occupant protection.



02 / Drive mode select

You can tune the performance of the ES to suit your driving mood. Selecting Eco Mode changes the throttle control and air conditioning characteristics, helping to reduce emissions and fuel consumption. Sport Mode adjusts the throttle control and Electric Power Steering (EPS) to give a more responsive and direct driving feel. Normal Mode optimally balances Eco and Sport Mode attributes for everyday driving.



03 / Front suspension

The MacPherson strut front suspension contributes to the excellent ride comfort and handling stability. The coil springs, stabilizers and shock absorbers were optimised to help realise excellent straight-line stability for confident driving on various terrains.



04 / Rear suspension


The excellent handling stability and ride comfort are the product of optimising the geometry and layout of the dual-link strut rear suspension. Close attention paid to reducing the weight of each component further contributes to both handling stability and excellent fuel efficiency.



05 / Aerodynamics

The ES's superb aerodynamics contribute to its fuel-efficient performance and quiet comfort of its cabin, even in high-speed driving. Careful attention paid to reduce drag includes underbody covers, aero-stabilising fins on the front doorframe covers, rear combination lamps and underbody covers.





For dynamic driving and exceptional environmental performance, Lexus Hybrid Drive intelligently combines the power of a highly-efficient 2.5-litre gasoline engine with electric power from a high-output motor.



01 / 2.5-litre 4-cylinder engine
Compact and lightweight, the ES300h's highly-efficient engine with Variable Valve Timing-intelligent (VVT-i) delivers high performance with excellent fuel efficiency, quiet operation and significantly reduced emissions.



02 / Power control unit
The brain of the Lexus Hybrid Drive - the power control unit optimises control of DC electricity from the battery and AC electricity for driving the motor and generator. It also boosts battery voltage for extracting maximum power from the motor and generator.



03 / Compact battery
The compact and lightweight Nickel-Metal Hydride (Ni-MH) battery is installed in the luggage compartment behind the rear seats. Together with the small size of the battery cooling system, it ensures there is ample capacity for luggage in the trunk.



04 / Regenerative braking
The regenerative brake system activates the motor as a generator while decelerating and braking, converting the moving vehicle's kinetic energy into electric energy, and using it to charge the battery.



05 / Hybrid emblem
The emblem subtly marks the ES 300h's pedigree as a hybrid luxury sedan that is environment friendly and produces low CO₂ emissions.



06 / Electric Vehicle (EV)-Drive Mode
EV-Drive Mode limits starting of the engine, to enable the car to be driven using only motor power up to speeds of approximately 40km/h. It is designed to enhance quietness while driving in residential areas late at night, and to reduce emissions in indoor car parks and garages.*



UNCOMPROMISING INDULGENCE

Features


The Lexus ES embodies a fresh approach to luxury and mobility, while flaunting zero compromise on its functionality.

The ES puts your comfort first. Its spacious cabin provides excellent legroom, providing you all the personal space you need. Ambient illumination and thoughtful lighting give a subtle sense of Lexus hospitality. Together with the ease of switching between drive

modes, it all feeds into a luxurious, seamless driving experience.

The interior of the ES isn't just great form, but packed with functions as well. Such is seen in the integration of advanced user-focused technologies, including instinctive Remote Touch features, all converging to create a car that expresses both grace and functionality.

FEATURES / EXTERIOR



01 / LED headlamps

The energy-efficient, two-eye LED low and high beam headlamps produce a high quantity of light for excellent visibility at night. The distinctive Lexus arrowhead-shaped LED Daytime Running Lamp (DRL) contributes to its eye-catching looks.

Sun roof

The sun roof enhances the feeling of openness and space in the cabin. It opens, closes and tilts up and down at the touch of a switch.



02 / Active brake lamps

Symbolising Lexus, the LED rear combination lamps illuminate in an L-shape array. When braking in an emergency, the active brake lamps, including the LED high-mount stop lamp, pulse rapidly to provide an effective warning to following vehicles.

03 / 17-inch aluminium wheel

A combination of HV performance, handling stability, braking performance and reduced rolling resistance has been realized.

FEATURES / INTERIOR



01 / Rear seat space

The extended wheelbase contributes to the spacious cabin. It is especially noticeable in the rear seats where the shaping of the slim front-seatbacks, and the backward set of the hip point of the rear seats further contribute to the excellent legroom. Thoughtful LED illumination in the foot areas contributes to easy getting in and out at night.

04 / Power rear window sunshade

Power controls for this convenient sunshade make it easy to provide shade and privacy in the rear seats. For a clear field of view while reversing, it automatically retracts when reverse gear is engaged.




02 / 3-zone air conditioning

The powerful energy-efficient air conditioning system provides 3-zone independent control of the temperature in the driver's seat, front passenger's seat and rear seats. A control panel for rear seat passengers is conveniently located in the rear center armrest.

05 / Power front seats

The front seats have 10-way power adjustments to let individuals with a wide range of physiques tailor the optimum position of comfort and support. Adjustments include slide, tilt, lifter, recline and lumbar support. The driver's seat also features adjustable seat cushion length.



03 / Manual rear door window sunshades

Manual sunshades for the rear door windows and quarter windows provide shade for comfort and privacy in the rear seats.

06 / Mark Levinson® audio

The Mark Levinson Premium Surround Sound System features a 12-channel amplifier driving 15 speakers, and a 5.1-channel surround system that creates a rich three-dimensional sound experience. The system utilizes GreenEdge technology to significantly reduce energy consumption.



01 / LED ambient illumination

Subtle Lexus hospitality is seen in the elegant and functional design of the instrument panel along with its real stitching detail. The use of LED ambient illumination to indirectly light the lower instrument panel and front and rear door trim creates a feeling at night of being gently enveloped. The brightness can also be adjusted to suit your preference.

02 / Optitron meters

The easy-to-read Optitron meters provide critical driving information at a glance. An Eco Driving Indicator informs the driver when accelerator operation is considerate to the environment. In Eco and Normal Modes, the instrumentation turns a tranquil blue. Switching to Sport Mode illuminates the instrumentation to a vibrant red.




03 / Multi-information display

Positioned in the center of the meter cluster, the 4.2-inch color Thin Film Transistor (TFT) multi-information display provides a wide range of vehicle information, data and warnings.

05 / Bluetooth function

Hands-free calls can be made with a Bluetooth compliant mobile phone. With a Bluetooth and AV-profile compliant mobile phone or portable music player, you can also enjoy your music wirelessly over the vehicle's speakers.*1



04 / Steering wheel controls

The ergonomically designed steering wheel has built-in switches so the driver can control a variety of vehicle systems, including the audio system and multi-information display, while keeping both hands on the steering wheel.

06 / Parking assist monitor

It supports smooth reversing operations when parking in a garage or parallel parking, showing the rear view taken by a camera integrated into the rear of the vehicle, together with guidelines on the EMV display.*2

*1 Hands-free calls require a mobile phone with Bluetooth hands-free call support or a Bluetooth adapter (sold separately). Check whether your phone is certified to work with the system. Please inquire at your local dealer for details.

*2 The area the camera can show is limited. To help ensure safety, be sure to visually check your surroundings before you proceed.



A SENSE OF SECURITY

Safety

The Lexus ES may be enticing to drive, but it never compromises on the safety to you and your passengers. Like donning a full metal jacket, the ES protects you from dangers at all times.

With safety features like the standard 10 Supplement Restraint System (SRS) airbags

that disperse crash impact in the event of a collision, the ES provides the maximum level of protection for all occupants.

So, enjoy an absolute peace of mind whenever you're driving an ES.



01 / Cruise Control

Use the cruise control to maintain a set speed without using the accelerator. The driver may also accelerate or decelerate to desired speed by simply adjusting the lever.




02 / Ten airbags

In the event of a collision, occupant protection is provided by ten sensor-controlled Supplemental Restraint System (SRS) airbags together with pretensioners and force limiters of the front and outboard rear seatbelts. The driver and front seat passenger are protected by dual-stage SRS driver airbag, dual-stage SRS front passenger airbag, SRS knee airbags and SRS side airbags. The outboard rear seats have SRS side airbags. SRS curtain shield airbags cover the front and rear door windows.*1

03 / Auto Location-Tire Pressure Warning System (AL-TPWS)

AL-TPWS contributes to tire life and fuel efficiency by displaying the pressure of each tire in the multi-information display. When low tire pressure is detected, the display shows the air pressure value of the affected tire in amber, together with an in-metre warning lamp.

*1 The SRS airbags are supplemental devices to be used with the seatbelts. The driver and all passengers in the vehicle must wear their seatbelts properly at all times. Never install a rear-facing CRS (Child Restraint System) on the front passenger's seat. For a forward-facing CRS, it is recommended you use it in the rear seats. Please do not use accessories for the seats which cover the parts where the SRS side airbags should inflate. Such accessories may prevent the SRS side airbags from activating correctly, causing serious injury (Lexus genuine seat covers are specifically designed for models equipped with the SRS side airbags. To find out about availability in your area, please inquire at your local dealer). The photo shows all the SRS airbags activated for display purposes only (the SRS side and curtain shield airbags only inflate on the side of the collision in an actual accident). For details on these and other important safety features, be sure to read the Owner's Manual carefully.





Sonic Quartz <085>



Sonic Titanium <1J7>



Mercury Gray Mica <1H9>



Black <212>



Platinum Silver Metallic <1J4>



Graphite Black Glass Flake <223>

EXTERIOR COLORS



Red Mica Crystal Shine <3R1>



Deep Blue Mica <8X5>



Sleek Ecrú Metallic <4U7>



17-inch Aluminium Wheel



Amber Crystal Shine <4X2>

<EMBOSSED LEATHER>



Topaz Brown



Moon Stone



Ivory



Black

<TRIM>



Bird's-eye Maple



Bamboo



Shimamoku

ES 300h Colour Combinations

EXTERIOR	LEATHER > ORNAMENT	TOPAZ BROWN	IVORY	MOONSTONE	BLACK
SONIC QUARTZ <085>	BIRD'S EYE MAPLE	○	●	○	○
	BAMBOO	○	○	○	○
	SHIMAMOKU	●	○	○	○
MERCURY GRAY MC <1H9>	BIRD'S EYE MAPLE	○	○	○	○
	BAMBOO	○	○	○	○
	SHIMAMOKU	○	○	○	○
PLATINUM SILVER ME <1J4>	BIRD'S EYE MAPLE	○	○	○	○
	BAMBOO	○	○	○	○
	SHIMAMOKU	●	○	○	○
SONIC TITANIUM <1J7>	BIRD'S EYE MAPLE	○	○	○	○
	BAMBOO	○	○	○	○
	SHIMAMOKU	○	○	○	○
BLACK <212>	BIRD'S EYE MAPLE	○	○	○	○
	BAMBOO	○	○	○	○
	SHIMAMOKU	○	○	○	○
GRAPHITE BLACK GF <223>	BIRD'S EYE MAPLE	○	○	○	○
	BAMBOO	○	○	○	○
	SHIMAMOKU	●	○	○	○
RED MICA CS <3R1>	BIRD'S EYE MAPLE	○	○	○	○
	BAMBOO	○	○	○	○
	SHIMAMOKU	○	○	○	○
SLEEK ECRU ME <4U7>	BIRD'S EYE MAPLE	○	○	○	○
	BAMBOO	○	○	○	○
	SHIMAMOKU	○	○	○	○
AMBER CS <4X2>	BIRD'S EYE MAPLE	○	○	○	○
	BAMBOO	○	○	○	○
	SHIMAMOKU	○	○	○	○
DEEP BLUE MC <8X5>	BIRD'S EYE MAPLE	○	○	○	○
	BAMBOO	○	○	○	○
	SHIMAMOKU	○	○	○	○

● Standard Variants ○ Order Based Variants

SPECIFICATIONS <ES300h>

DIMENSION & WEIGHT	Overall L x W x H (mm)	4915 x 1820 x 1450
	Wheelbase (mm)	2820
	Overhang Front / Rear (mm)	1010 / 1085
	Minimum Turning Radius (m)	5.7
	Ground Clearance (mm)	151
	Fuel Tank Capacity (L)	65
	Trunk Space (L)	425
	Seating Capacity	5 Seater
	Max Kerb Weight (Kg)	1705
	Gross Weight (Kg)	2150
ENGINE	Type	2AR-FXE BS4 W/OBD
	Displacement (L)	2.5
	Max Output	118 kW / 5,700 rpm
	Max Torque	213 Nm / 4,500 rpm
PERFORMANCE	Acceleration (0 - 100 kmph in seconds)	8.5
	Fuel Efficiency* (kmpl)	17.8
MOTOR GENERATOR	Type	Permanent Magnet Synchronous Motor
	Max Output	105 kw
HYBRID BATTERY	Type	Nickel - Metal Hydride
	Nominal Voltage	245 V
	Number of Cells	204
HYBRID SYSTEM	Total Max Output	151
	EV Mode	●
CHASSIS & TRANSMISSION	Suspension Front / Rear	MacPherson Struts
	Stabilizer Bar	Front / Rear
	Brake Front / Rear	16" Disc Brake
	Tire	215/55R17 SM AL-HV
	Transmission	E-CVT
EXTERIOR FEATURES	LED Headlamp	●
	Front Fog & Driving Lamp with LED	●
	Light Control System	●
	Daytime Running Light System	●
	High Mount Stop Lamp	●
	Rear Fog Lamp	●
	Side Turn Signal Lamp (On Outer Side)	●
	Outside Rear View Mirror (Auto Retractable + Memory + Aspherical + Reverse Linked Tilt + EC)	●
	Moon Roof (Tilt & Slide)	●

INTERIOR FEATURES	Inside Rear View Mirror (EC)	●
	Door Trim	MLD, Full Trim, Wood, AMB
	Door Scuff Plate	FR & RR : W / Lexus Logo
	Seat Cover Material	Leather (Emboss)
	Front Seat Headrest	D&P FORE/AFT Adjust
	Front Seat Slide - Power	D&P 260MM + D Memory
	Seat Lumbar Support	D&P Power
	Easy Access Power System	Seat Slide + Tilt & Tel
	Front Seat V Adjuster	D&P Power
	Multi Information Display	●
	Fuel Lid Release Electric Type	●
	Cruise Control	●
	Drive Mode Select	Eco, Normal, Sports
	Steering Column (EPS Tilt & Telescopic with Memory)	●
	Steering Wheel	Leather & Wood
	Rain Sensing Intermittent Wipers	●
	Air Conditioner (3 Zone - Driver + Passenger + Rear)	●
	Minus Ion Generator (nanoe™)	●
	Electro Multi Vision Display	●
	Audio - Mark Levinson with 15 Speaker	●
Clearance & Back Sonar (FR*4 + RR*4)	●	
Back Guide Monitor with Smart Camera	●	
SAFETY & SECURITY	Anti Theft System (Break-in Sensor, Glass Break Sensor & Tilt Sensor)	●
	ABS	●
	Vehicle Stability Control (with Cut Off Switch)	●
	Hill Start Assist	●
	Power Door Lock (Auto Speed)	●
	ISOFIX and Top Tether Anchor for Child Seat	●
	10 Airbags (DP + DP Knee + FR & RR Side + CSA)	●
	Hazard Warning Indicators	●
	Front Fog Lamp Indicator	●
	Engine Oil Monitor Indicator	●
Tire Inflation Pressure Warning with Auto Location	●	

*ARAI Figure ● Available



Note: Vehicles illustrated, specifications and equipment detailed in this specification sheet may vary. Lexus reserves the right to alter any details of specifications and equipment without notice. Please consult your Lexus Brand Specialist for details.



LEXUS
TAKUMI

The Lexus pursuit of perfection finds its finest expression in the master craftsmanship of the Takumi.



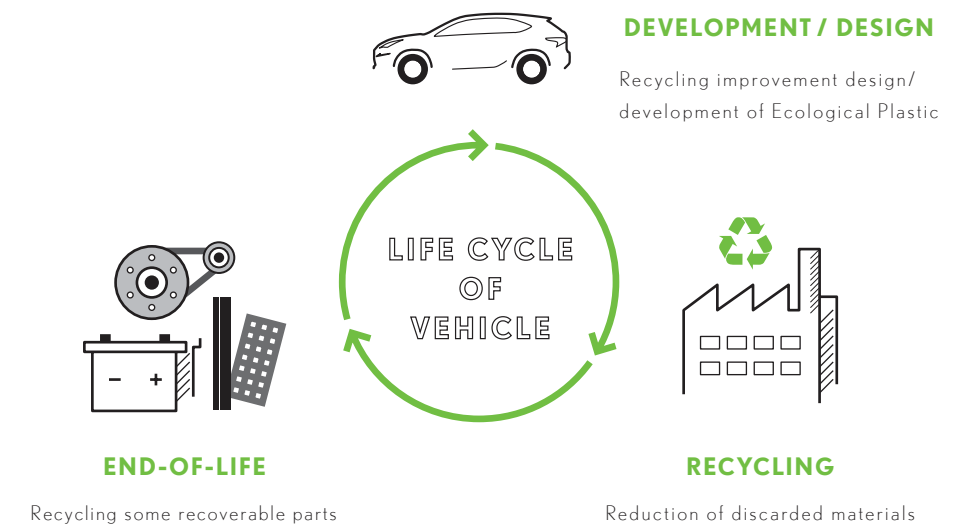
Every Lexus is based on an uncompromising approach to creating premium automobiles. Inspired by our 'Yet' philosophy, we seek innovation in every facet of engineering through a sophisticated fusion of seemingly incompatible ideas such as 'high performance yet high fuel efficiency'. In addition, unique Lexus styling is born of our L-finesse design language, a fine balance of 'Leading-edge' and 'finesse', which ensures every Lexus is not only captivating and luxurious but also highly refined. Finally, every new Lexus model is also measured against a set of internal standards covering design, performance, specifications and equipment, to ensure it is distinctive and worthy of the Lexus emblem.

This pursuit of perfection is evident at every stage of the manufacturing process. Every Lexus vehicle is created with a masterful skill and attention to detail inspired by both traditional artisanship and state-of-the-art engineering. For example, at the Tahara plant in Japan, precision components made using leading-edge digital technology are assembled and finished by master craftsmen called Takumi, whose technical expertise and sure senses are honed by decades of rigorous experience.



LEXUS
ENVIRONMENT

*Our commitment to the environment
is embedded into all our activities
and vehicles.*



At Lexus, sustainability is an enormous challenge that we gladly accept. We are committed to finding better, more efficient ways to contribute to a healthier planet, leading the industry in better business practices. Our focus on the environment drove our development and global leadership of hybrid luxury vehicles and the knowledge we have gained is applied in all of our vehicles. Our commitment to recovering, recycling and re-using permeates the entire company. To reduce waste to a minimum, we carefully recycle various materials in our offices, factories and sales facilities, reducing CO₂ levels beyond our achievements on the road.

Specific initiatives to enhance the environment include integrating a keen environment-friendly focus on the entire life cycle of each vehicle, from design and production through to the recycling of vehicles at the end-of-life. To reduce CO₂ emissions, at the design stage we specify extensive use of plant-derived plastics for components, instead of petroleum-derived plastics. During production, we make repeated use of reusable items, work hard to efficiently use resources to minimize waste and recycle any waste produced.