



THE ALL-NEW
S-CROSS

THE POWER OF DESIGN

It's bold, it's dynamic, and built to energise. A statement wherever it goes, it's a revelation for the ages. You don't just see it. You feel it when it rolls by. Designed to be on the cutting edge, it's not just a car. But also an invitation to break free. It's fuelled by the future to elevate the everyday. So, turn up the style, level up the game. That's what it means to rule the road.



ALL METAL GREATNESS

Driving on the road, the All-New S-Cross is impossible to ignore. Adorned with an all metal grille, it exudes a sense of aggression that demands a second look. The vertical bar design is bold and dominating. With strong design lines, a muscular stance and a chrome-tipped grille, it's not just a car, it's a statement.



RAZOR SHARP LOOKS

The sharp and confident LED headlamps dominate at first glance, while the crystalline look lends the All-New S-Cross an edgy and premium persona.



WHEELS OF POWER

The dynamic alloy wheels, spinning with might, take attitude to a whole new level. Enjoy each ride to the extreme as you take these metal marvels for a spin.





THE INTELLIGENCE OF SMART HYBRID

The All-New S-Cross is powered by the DDiS 200 Smart Hybrid Diesel Engine. Paired with an Integrated Starter Generator (ISG), it not only improves fuel efficiency by supplementing the engine's power, but also enables better acceleration and all-round performance.

- | **IDLE STOP START**
- | **BRAKE ENERGY REGENERATION**
- | **TORQUE ASSIST FUNCTION**
- | **GEAR SHIFT INDICATOR**

EXTERIOR ESSENTIALS

The All-New S-Cross has convenience and stunning looks rolled into one incredible package.



| RAIN SENSING AUTO WIPERS

The All-New S-Cross comes with Rain Sensing Auto Wipers that detect rain and start automatically. They regulate frequency according to the amount of rainfall while the rain sensitivity can also be controlled.

| INTERNALLY ADJUSTABLE ORVMs

| ROOF RAILS

| SKID PLATE GARNISH

EXQUISITE INSIDE OUT

The luxurious interiors beckon you the moment you open the doors of the All-New S-Cross. Inside, class meets convenience in a unique blend with the soft-touch dashboard and the steering-mounted audio controls.

| SMARTPLAY INFOTAINMENT SYSTEM

Enjoy seamless entertainment on-the-go with the power of both, Apple CarPlay and Android Auto. Synchronise your phone and enjoy the large touchscreen with endless entertainment and a complete navigation system.

| MULTI-INFORMATION DISPLAY

Stay updated with the vehicle's vital information on the Hi-definition TFT screen that displays a multitude of information including fuel consumption, a trip meter, driving range and a gear shift indicator, etc.



THE LAP OF LUXURY

Enter a world of comfort and luxury with generous seating space, intricate stitching and stylish contours inside the All-New S-Cross.

| ADJUSTABLE REAR SEATBACK

The rear seats also come with a two-position seatback adjustment.

SPACED OUT FOR EVERY NEED

With ample flexibility on offer, the All-New S-Cross can fit a whole lot and more. Its 60:40 split seat, hand luggage board and large boot opening guarantees a cargo area that's ready for anything.



| FLEXIBLE USAGE SPACE

The rear seatback can be folded down to create a bigger luggage area that is nearly flat. To allow easy loading and unloading of the spare tyre, the luggage board can also be mounted at an angle.


CONVENIENCE AT YOUR CONVENIENCE

All the little things matter in the All-New S-Cross, which is why it comes loaded with segment-first features and conveniences.



| ADJUSTABLE STEERING WHEEL

The steering column features a telescopic and tilt adjustment for your comfort.



| CRUISE CONTROL

Make longer journeys more comfortable with the Electronic Control System that lets you pick any cruising speed over 40 km/h.




| DRIVER SIDE ANTI-PINCH WINDOW

The auto up/down power window on the driver's side automatically rolls down when an obstacle is detected for optimum safety.


STRONG TO THE CORE

Crafted using the finest materials, the All-New S-Cross provides a reliable structure and lightness of body to preserve fuel efficiency while making it a safe space, even at high speeds.



| HIGH-RIGIDITY AND LOW-WEIGHT BODY STRUCTURE

The body of the All-New S-Cross is stiff and light thanks to the effective use of high-tensile steel. It helps in providing stable handling and great fuel economy.



| HIGH-PERFORMANCE SUSPENSION

The suspension is tuned to ensure the best possible combination of stability, comfort and quietness.

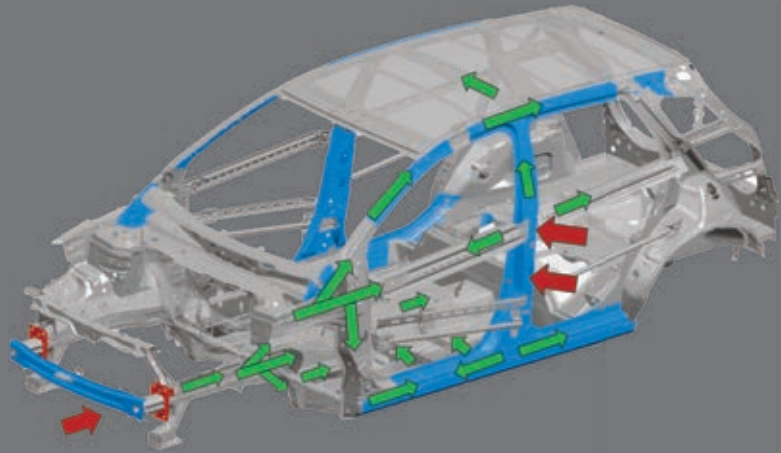


NEXA

Safety Shield

Standard Across All Variants

- SUZUKI-TECT BODY
- DUAL FRONT AIRBAGS
- ABS WITH EBD
- SEAT BELT PRE-TENSIONERS WITH FORCE LIMITERS
- ISOFIX CHILD SEAT ANCHORAGES
- PEDESTRIAN PROTECTION COMPLIANCE
- FULL FRONTAL IMPACT COMPLIANCE, FRONTAL OFFSET IMPACT COMPLIANCE, SIDE IMPACT COMPLIANCE



| SUZUKI-TECT BODY

Suzuki's Total Effective Control Technology (TECT) concept results in effective absorption and dispersion of crash energy. The extensive use of high-tensile steel for major parts makes the body light and crashworthy.



| DUAL FRONT AIRBAGS

Front airbags for the driver and passenger mitigate the collision forces inflicted on the head in the event of a frontal impact.



Experience New

New is always exciting. So, when you choose the All-New S-Cross, NEXA brings to you a world filled with exciting and premium experiences that go beyond the showroom.



MyNEXA Loyalty Program



NEXA Lifestyle



NEXA Service



NEXA App

FEATURE LIST				
	Alpha	Zeta	Delta	Sigma
EXTERIOR	DDiS 200 Smart Hybrid Diesel Engine			
Body Coloured Door Handles	✓	✓	✓	✓
Body Coloured ORVMs	✓	✓	✓	✓
Silver Skid Plate Garnish	✓	✓	✓	✓
Wheel Arch Extension	✓	✓	✓	✓
Roof Rail	✓ (Silver)	✓ (Black)	✓ (Black)	—
Chrome Front Grille	✓	✓	✓	✓
B Pillar Blackout	✓	✓	✓	✓
Steel Wheel	—	—	✓	✓
Machined Alloy Wheels	✓	✓	—	—
Full Wheel Cap	—	—	✓	—
Centre Wheel Cap	✓	✓	—	✓
Daytime Running Lamps with LED	✓	—	—	—
Turn Lamp on ORVMs	✓	✓	—	—
Split Rear Combination Lamps	✓	✓	✓	✓
LED Rear Combination Lamps	✓	—	—	—
INTERIOR				
Satin Plating Finish on AC Louver Vents	✓	✓	✓	✓
Interior Finish	Satin Chrome	Satin Chrome	Silver	Silver
Door Armrest with Fabric	—	✓	✓	✓
Door Armrest with Leather Finish*	—	—	—	—
Centre Louver Face	Piano Black	Piano Black	Black	Black
Fabric Seat Upholstery	—	✓	✓	✓
Leather Seat Upholstery*	✓	—	—	—
Luggage Room Illumination	✓	✓	✓	—
Glove Box Illumination	✓	✓	✓	—
Front Footwell Illumination	✓	✓	✓	—
Front Map Lamp	✓	✓	✓	✓
TFT Information Display with Trip Meter & Fuel Consumption	✓	✓	✓	✓
7 Step Illumination Control	✓	✓	✓	✓
Outside Temperature Display	✓	✓	✓	✓
Leather Wrapped Steering Wheel	✓	—	—	—
SAFETY & SECURITY				
Anti-theft Security System	✓	✓	✓	—
Front Disc Brakes	✓	✓	✓	✓
Rear Disc Brakes	✓	✓	✓	✓
Dual Horn	✓	✓	✓	✓
Halogen Projector Headlamps	—	✓	✓	✓
LED Projector Headlamps	✓	—	—	—
Headlamp Levelling	✓ (Auto)	✓ (Manual)	✓ (Manual)	✓ (Manual)
Auto Headlamps	✓	—	—	—
Front Fog Lamps	✓	✓	—	—
Engine Immobiliser	✓	✓	✓	✓
Driver Side Seat Belt Reminder Lamp & Buzzer	✓	✓	✓	✓
Rain Sensing Auto Wipers	✓	—	—	—
Auto Dimming IRVM	✓	—	—	—
Reverse Parking Sensor	✓	✓	✓	—
Reverse Parking Camera	✓	✓	—	—
Rear Wiper & Washer	✓	✓	—	—
Rear Demister	✓	✓	—	—
AUDIO & INFOTAINMENT				
Audio with CD Player	—	—	✓	—
SmartPlay Infotainment System	✓	✓	—	—
Apple CarPlay	✓	✓	—	—

	Alpha	Zeta	Delta	Sigma
AUDIO & INFOTAINMENT	DDiS 200 Smart Hybrid Diesel Engine			
Android Auto	✓	✓	—	—
DRM	✓	✓	—	—
Door Speakers (4)	✓	✓	✓	—
Tweeters (2)	✓	✓	—	—
Steering Mounted Audio Controls	✓	✓	✓	—
Steering Mounted Calling Controls	✓	✓	✓	—
Bluetooth Connectivity	✓	✓	✓	—
USB + AUX in Connectivity	✓	✓	✓	—
Navigation System	✓	✓	—	—
Audio Remote Control	—	—	✓	—
Remote Control through Smartphone App.	✓	✓	—	—
Voice Command	✓	✓	—	—
COMFORT & CONVENIENCE				
Central Locking	✓	✓	✓	✓
Keyless Entry	✓	✓	✓	✓
Power Windows	✓	✓	✓	✓
Driver Side Auto Up/Down Window with Anti-pinch	✓	✓	✓	✓
Electrically Adjustable ORVMs	✓	✓	✓	✓
Electrically Foldable ORVMs	✓	✓	—	—
Tilt Steering	✓	✓	✓	✓
Telescopic Steering	✓	✓	✓	—
Engine Auto Start-Stop Cancel Switch	✓	✓	✓	✓
Manual AC	—	—	✓	✓
Auto AC	✓	✓	—	—
Driver Side Vanity Mirror	✓	✓	✓	—
Co-Driver Side Vanity Mirror	✓	✓	✓	✓
Vanity Mirror Lamps	✓	✓	—	—
Sliding Front Centre Armrest with Storage	✓	✓	✓	—
Shoulder Height Adjustable Front Seat Belts	✓	✓	✓	✓
Rear Centre Armrest with Cup Holder	✓	✓	—	—
Soft Touch IP	✓	✓	✓	✓
60:40 Split Rear Seats	✓	✓	✓	✓
Glove Box with Damper	✓	✓	✓	—
Driver Side Footrest	✓	✓	✓	—
Driver Seat Height Adjuster	✓	✓	—	—
Sunglass Holder	✓	✓	✓	—
Back Pocket on Front Seats	✓	✓	✓	✓
Reclining Rear Seat	✓	✓	—	—
Dust & Pollen Filter	✓	✓	✓	✓
Door Trim 1000 ml Bottle Holders	✓	✓	✓	✓
Front Accessory Socket	✓	✓	✓	✓
Luggage Room Accessory Socket	✓	✓	—	—
Dual Side Operable Parcel Tray	✓	✓	—	—
Luggage Board	✓	✓	✓	✓
Electric Back Door Opening	✓	✓	✓	✓
Engine Push Start/Stop	✓	✓	—	—
Cruise Control System	✓	✓	—	—

LEGEND: (✓) Available, (—) Not Available.
*Some parts of the leather appointed seat upholstery will contain man-made material.

NEXA

Safety Shield

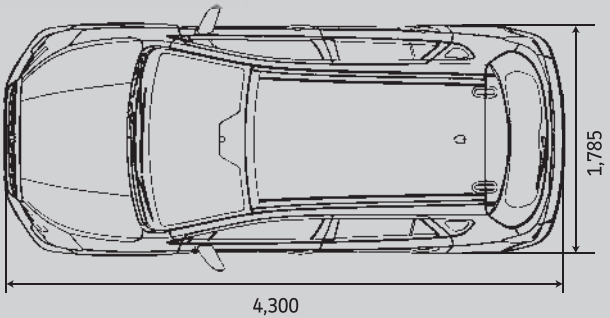


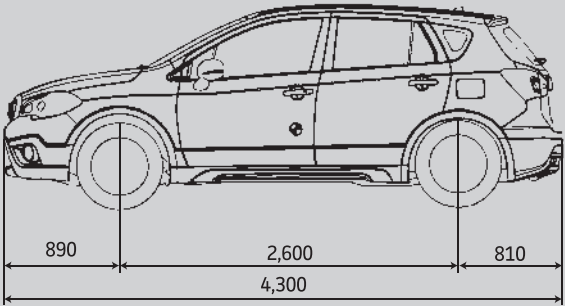
Standard Across All Variants

- SUZUKI-TECT BODY
- DUAL FRONT AIRBAGS
- ABS WITH EBD
- SEAT BELT PRE-TENSIONERS WITH FORCE LIMITERS
- ISOFIX CHILD SEAT ANCHORAGES
- PEDESTRIAN PROTECTION COMPLIANCE
- FULL FRONTAL IMPACT COMPLIANCE, FRONTAL OFFSET IMPACT COMPLIANCE, SIDE IMPACT COMPLIANCE






Maruti Suzuki India Limited reserves the right to change, without notice, price, colours, equipment specifications, and models and also to discontinue models and/or replace any part or accessory with any other product. Accessories and features shown in the pictures may not be a part of standard equipment and will differ according to the variant. Car colour may vary due to printing on paper. Any offers made will be subject to availability of the product. For more details, contact your nearest NEXA dealership.


TECHNICAL SPECIFICATIONS	
ENGINE	DDiS 200 Smart Hybrid Diesel Engine
Engine Type	DOHC
Valve System	DOHC
Engine Capacity (cc) / No. of cylinders	1248/4
Bore x Stroke (mm)	69.6 x 82
Maximum Power (kW@rpm)	66@4000
Maximum Torque (Nm@rpm)	200@1750
Fuel Tank Capacity (l)	48
Emission Standard	BS IV
Idle Stop Start	✓
Gear Shift Indicator	✓
Brake Energy Regeneration	✓
Torque Assist	✓
DIMENSIONS	
Overall Length (mm)	4,300
Overall Width (mm)	1,785
Overall Height (mm) (with Roof Rail)	1,595
Wheelbase (mm)	2,600
Boot Space (l) (Rear seatback folded)	810
Boot Space (l) (Rear seatback raised at 1st position)	353
Boot Space (l) (Rear seatback raised at 2nd position)	375
Turning Radius (m)	5.5
Seating Capacity	5
DRIVE, TRANSMISSION	
Drive System	2 WD
Transmission	5MT
BRAKE, SUSPENSION	
Front Brakes	Ventilated Disc
Rear Brakes	Solid Disc
Front Suspension	McPherson Strut with coil spring
Rear Suspension	Torsion Beam with coil spring
Tyre Size	215/60 R16 (Steel & Alloy)
WEIGHTS	
Kerb Weight - kg	1215-1240
GVW (kg)	1670

Spare wheel material is steel and spare tyre - 215/60 R16.




AVAILABLE COLOURS







▲ NEXA Blue




▲ Caffeine Brown



▲ Granite Grey



▲ Premium Silver



▲ Pearl Arctic White



NEXA | www.nexaexperience.com

 **MARUTI SUZUKI**